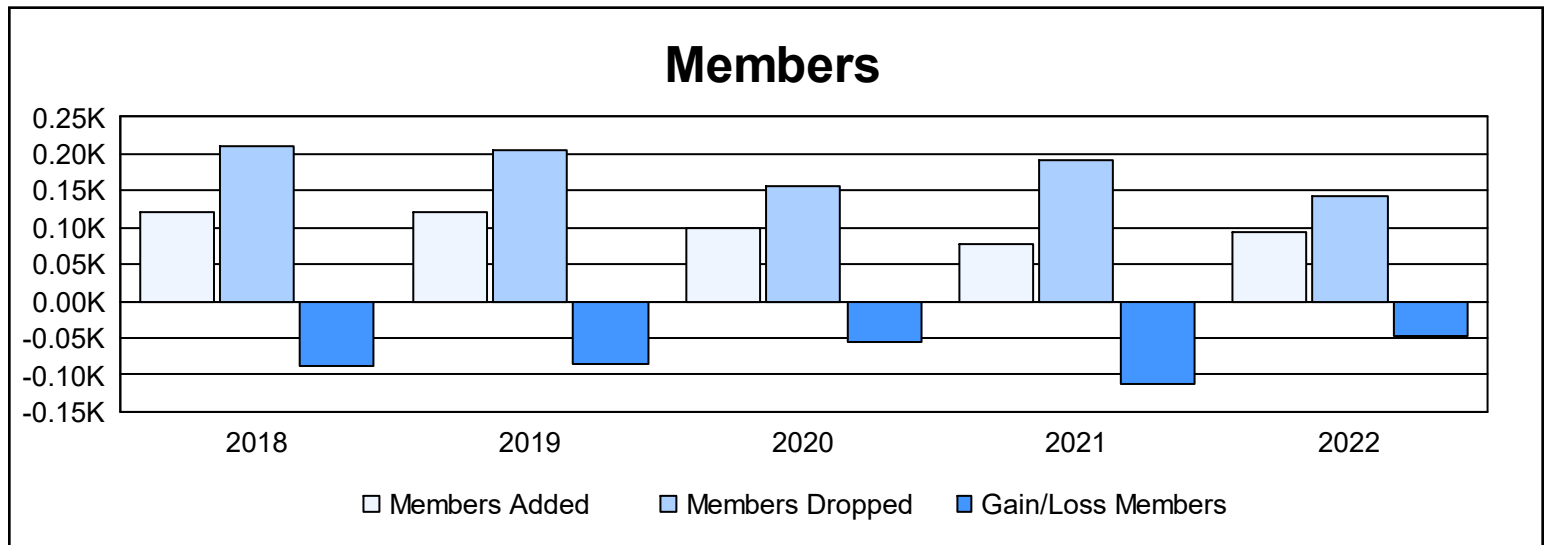
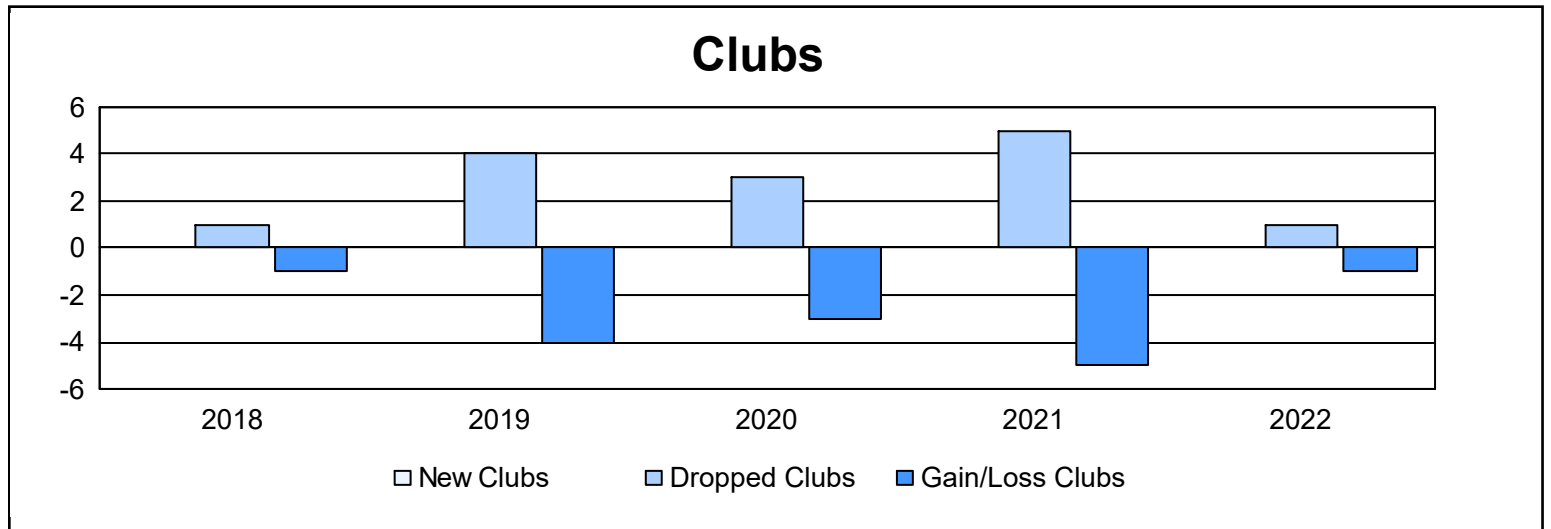
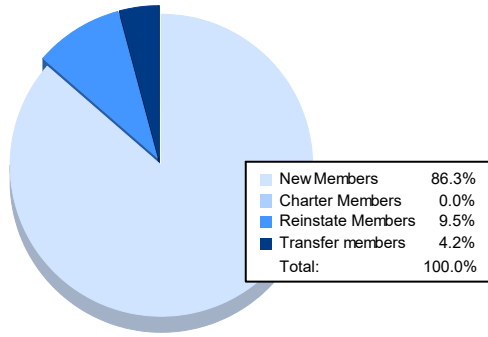


Year	New Clubs	Dropped Clubs	Gain/ Loss Clubs	New Members	Charter Members	Reinstate Members	Transfer Members	Total Member Added	Total Members Dropped	Gain/ Loss Members
2017-2018	0	1	-1	114	2	4	2	122	211	-89
2018-2019	0	4	-4	100	0	9	13	122	206	-84
2019-2020	0	3	-3	52	1	19	28	100	155	-55
2020-2021	0	5	-5	71	4	1	2	78	191	-113
2021-2022	0	1	-1	82	0	9	4	95	143	-48
<b>Average</b>	<b>0</b>	<b>3</b>	<b>-3</b>	<b>84</b>	<b>1</b>	<b>8</b>	<b>10</b>	<b>103</b>	<b>181</b>	<b>-78</b>



### Membership Composition June 2022 Cumulative



### Gender Composition June 2022 Cumulative

